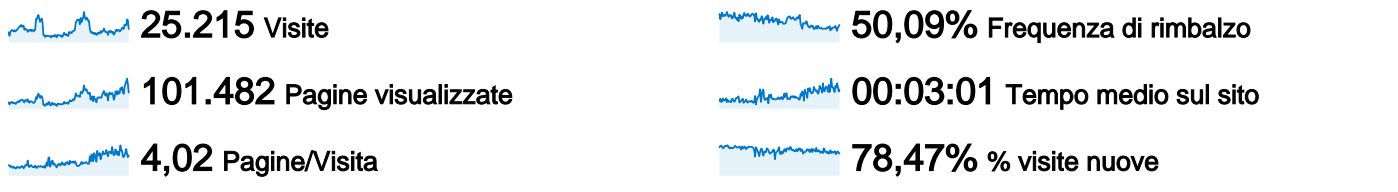
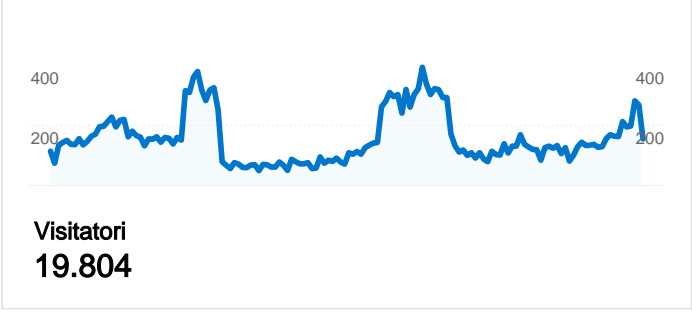




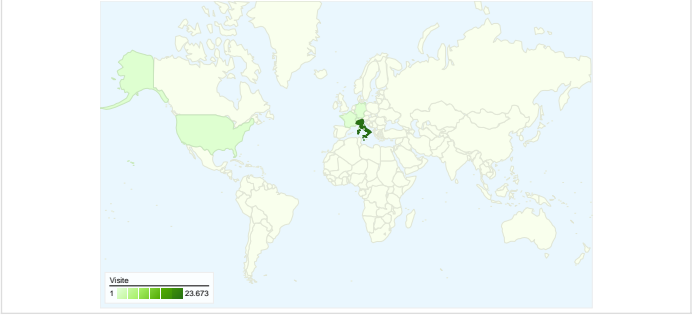
## Utilizzo del sito



## Visitatori



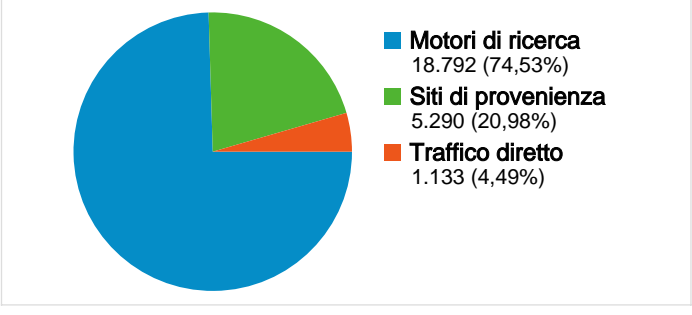
## Overlay carta geografica world



## Sezioni del sito

Pagine	Pagine visualizzate	% pagine visualizzate
/eventi/	11.135	10,97%
/hotel/	10.108	9,96%
/	7.100	7,00%
/hotel/bagnoli-irpino.aspx	6.021	5,93%
/eventi/sagra-bagnoli-irpino-	4.799	4,73%

## Fonti di traffico





## 19.804 utenti hanno visitato questo sito


 **25.215** Visite

 **19.804** Visitatori unici assoluti

 **101.482** Pagine visualizzate

 **4,02** Media pagine visualizzate

 **00:03:01** Tempo sul sito

 **50,09%** Frequenza di rimbalzo

 **78,52%** Visite nuove

## Profilo tecnico

Browser	Visite	% visite	Velocità connessione	Visite	% visite
Internet Explorer	22.236	88,19%	DSL	12.005	47,61%
Firefox	2.584	10,25%	Unknown	8.345	33,10%
Safari	240	0,95%	T1	3.066	12,16%
Opera	93	0,37%	Dialup	1.483	5,88%
Mozilla	31	0,12%	Cable	282	1,12%



**Complessivamente, le pagine di questo sito sono state visualizzate 101.482 volte**

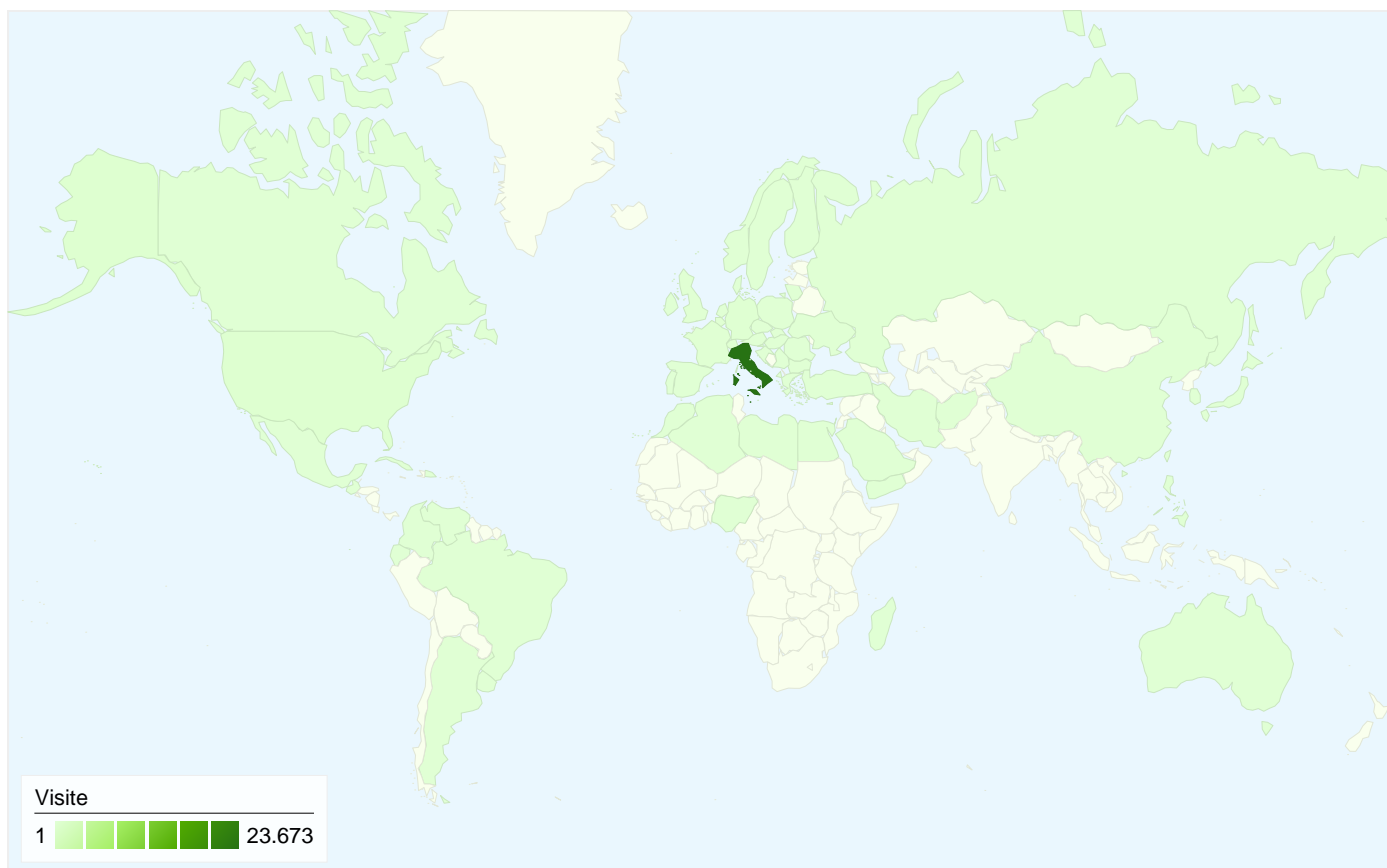
 **101.482** Pagine visualizzate

 **63.427** Visualizzazioni uniche

 **50,09%** Frequenza di rimbalzo

## Sezioni principali

Pagine	Pagine visualizzate	% pagine visualizzate
/eventi/	11.135	10,97%
/hotel/	10.108	9,96%
/	7.100	7,00%
/hotel/bagnoli-irpino.aspx	6.021	5,93%
/eventi/sagra-bagnoli-irpino-2007.htm	4.799	4,73%



## 25.215 visite provenienti da 68 Paesi/zone

### Uso del sito

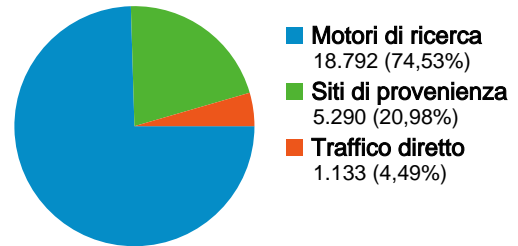
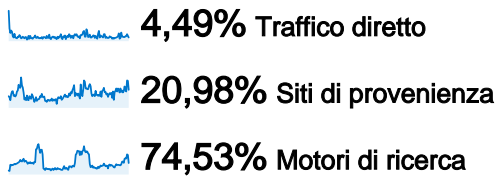
Paese/zona	Visite	Pagine/Visita	Tempo medio sul sito	% visite nuove	Frequenza di rimbalzo
Italy	23.673	4,10	00:03:06	77,87%	49,16%
United States	324	2,88	00:01:53	81,48%	62,35%
Switzerland	251	3,24	00:01:48	90,44%	58,17%
Germany	189	2,80	00:01:32	90,48%	62,43%
France	131	2,24	00:01:33	86,26%	71,76%
United Kingdom	98	3,95	00:01:56	87,76%	61,22%
Belgium	74	4,77	00:03:34	82,43%	43,24%
Argentina	63	2,79	00:02:16	90,48%	68,25%
Canada	57	3,07	00:03:10	91,23%	54,39%
Spain	38	1,89	00:00:38	94,74%	68,42%
Sweden	34	2,06	00:01:25	79,41%	70,59%
Brazil	28	1,82	00:01:24	100,00%	82,14%

Romania	20	2,80	00:00:54	95,00%	70,00%
Venezuela	20	2,75	00:01:46	95,00%	65,00%
Netherlands	19	1,16	00:01:31	94,74%	89,47%
Hungary	13	2,08	00:00:53	84,62%	84,62%
Poland	13	1,23	00:00:06	92,31%	84,62%
Greece	13	1,15	> 00:00:00	100,00%	92,31%
Australia	13	1,69	00:01:19	92,31%	61,54%
Mexico	12	1,00	00:00:00	100,00%	100,00%
Austria	12	1,83	00:00:42	100,00%	66,67%
Czech Republic	9	1,56	00:00:25	100,00%	55,56%
Norway	8	9,50	00:06:33	75,00%	37,50%
Denmark	6	1,00	00:00:00	83,33%	100,00%
Ireland	6	2,83	00:03:05	100,00%	33,33%
Japan	5	1,00	00:00:00	100,00%	100,00%
Slovenia	5	1,00	00:00:00	100,00%	100,00%
Israel	5	1,20	00:00:05	100,00%	80,00%
Bulgaria	4	3,25	00:00:24	100,00%	50,00%
Portugal	4	1,00	00:00:00	100,00%	100,00%
China	4	2,00	00:00:32	100,00%	50,00%
(not set)	4	3,25	00:00:53	100,00%	50,00%
Croatia	4	1,25	00:00:01	100,00%	75,00%
Slovakia	3	1,67	00:01:05	100,00%	66,67%
Russia	3	1,00	00:00:00	100,00%	100,00%
Serbia and Montenegro	3	2,33	00:01:36	100,00%	66,67%
Finland	3	1,33	00:00:31	100,00%	66,67%
Malta	3	1,33	00:00:08	100,00%	66,67%
Morocco	2	2,50	00:00:54	100,00%	50,00%
Afghanistan	2	1,50	00:01:34	100,00%	50,00%
Uruguay	2	1,00	00:00:00	100,00%	100,00%
Colombia	2	1,00	00:00:00	100,00%	100,00%
Ukraine	2	1,50	00:00:22	100,00%	50,00%
San Marino	2	1,00	00:00:00	100,00%	100,00%
Turkey	2	1,50	00:00:04	50,00%	50,00%
Nigeria	2	1,00	00:00:00	50,00%	100,00%
Hong Kong	2	1,00	00:00:00	50,00%	100,00%
Iran	2	1,50	00:00:08	100,00%	50,00%
South Korea	2	1,00	00:00:00	100,00%	100,00%
Egypt	1	1,00	00:00:00	100,00%	100,00%





Tutte le sorgenti di traffico hanno generato complessivamente 25.215 visite



### Principali sorgenti di traffico

Fonti	Visite	% visite	Parole chiave	Visite	% visite
google (cpc)	10.903	43,24%	(content targeting)	5.143	27,37%
google (organic)	7.100	28,16%	sagre campania	2.046	10,89%
hotel.agendaonline.it (referral)	1.237	4,91%	laceno	1.806	9,61%
(direct) ((none))	1.133	4,49%	bagnoli irpino	583	3,10%
sagreitalia.it (referral)	1.069	4,24%	hotel laceno	511	2,72%